







Legend

-  School/college
 -  Residential address
- Annual mean NO₂ (µg/m³)**
- Value**
-  High : 50
 - 45
 - 40
 - 35
 - Low : 30
-  40µg/m³ isopleth
 -  Monitored annual mean NO₂ (µg/m³)
 -  AQMA

21



TITLE:
Nacton Rd / Felixstowe Rd
modelled
annual mean NO₂
concentrations in 2015

FIGURE No:
FIGURE AQ15

