













Legend

-  School/college
 -  Residential address
- Annual mean NO₂ (µg/m³)**
- Value**
-  High : 50
 -  45
 -  40
 -  35
 -  Low : 30
-  40µg/m³ isopleth
 -  Monitored annual mean NO₂ (µg/m³)
 -  AQMA



TITLE:
 A1214 / Tuddenham Rd
 modelled
 annual mean NO₂
 concentrations in 2015

FIGURE No:
 FIGURE AQ1