













Legend

-  School/college
 -  Residential address
- Annual mean NO₂ (µg/m³)**
- Value**
-  High : 50
 -  45
 -  40
 -  35
 -  Low : 30
-  40µg/m³ isopleth
 -  Monitored annual mean NO₂ (µg/m³)
 -  AQMA

4



TITLE:
A1214 / Norwich Rd
modelled
annual mean NO₂
concentrations in 2015

FIGURE No:
FIGURE AQ4

