

# 2025/26



## Where your Council Tax goes

In 2025/26 people who live in Ipswich will pay 94.9 million in Council Tax.

This money goes to the following:

- Suffolk County Council gets £66.37 million (69.9% of the total).
- Suffolk Police & Crime Commissioner gets £11.65 million (12.3% of the total).
- Ipswich Borough Council gets £16.88 million (17.8% of the total).

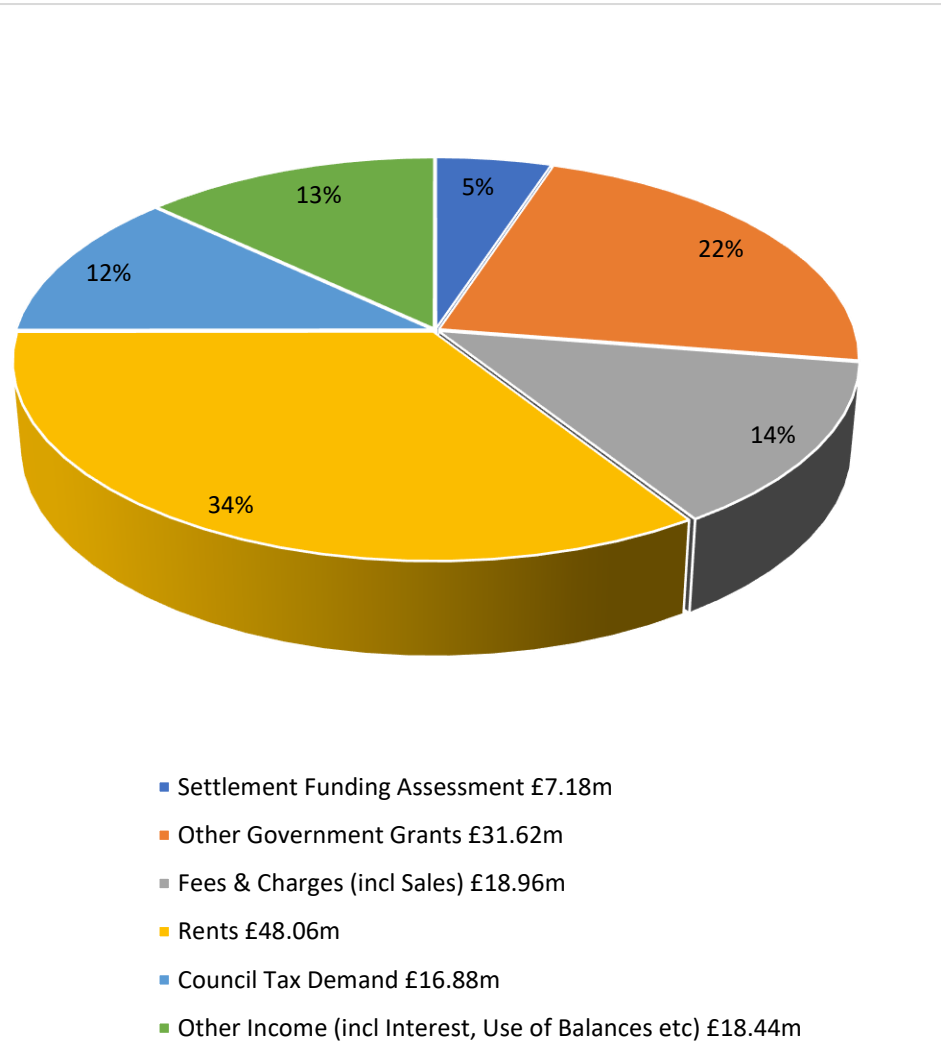
These authorities also get money from the Government, from fees and charges and from Business Rates to pay for the services they provide. Business Rates are collected locally, with an element being retained by the authorities and the balance paid over to the Government.

The Borough Council collects the money on behalf of all the authorities.

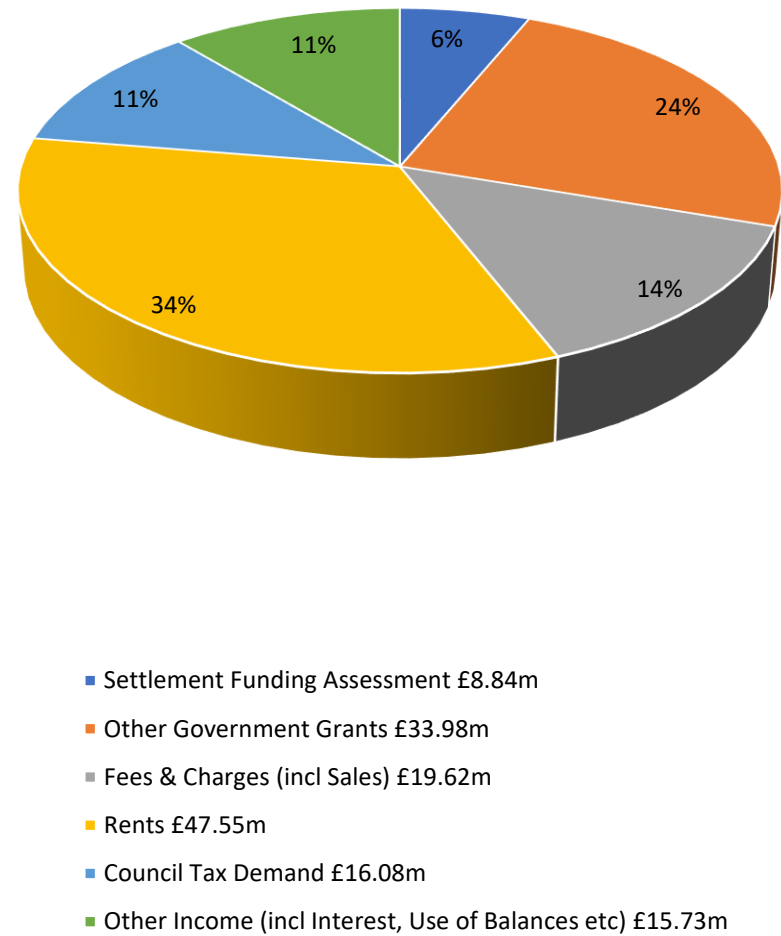
## What you pay for services

Band	Suffolk County Council	Police and Crime Commissioner	Ipswich Borough Council	Total	
	This year	This year	This year	This year	Each week
<b>A</b>	1,099.62	193.02	279.72	1,572.36	30.15
<b>B</b>	1,282.89	225.19	326.34	1,834.42	35.18
<b>C</b>	1,466.16	257.36	372.96	2,096.48	40.21
<b>D</b>	1,649.43	289.53	419.58	2,358.54	45.23
<b>E</b>	2,015.97	353.87	512.82	2,882.66	55.28
<b>F</b>	2,382.51	418.21	606.06	3,406.78	65.34
<b>G</b>	2,749.05	482.55	699.30	3,930.90	75.39
<b>H</b>	3,298.86	579.06	839.16	4,717.08	90.46

# Where the money comes from



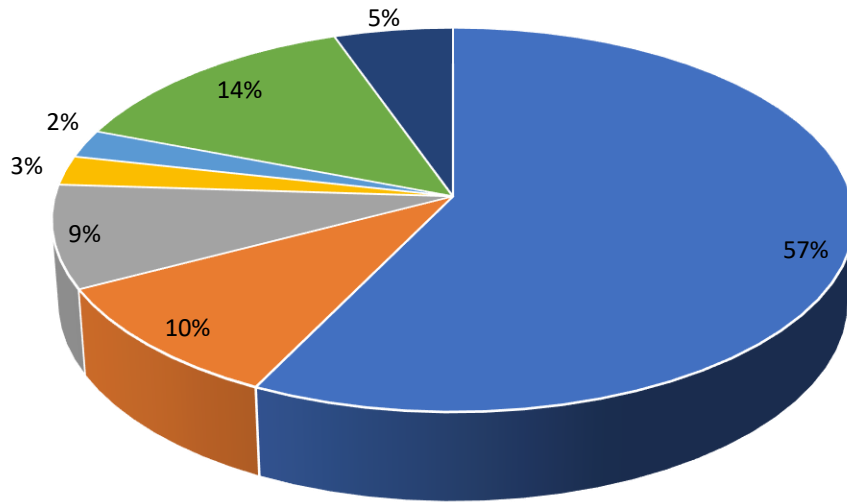
**Total Receipts 2025/26 £141.14m**



**Total Receipts 2024/25 £141.80m**

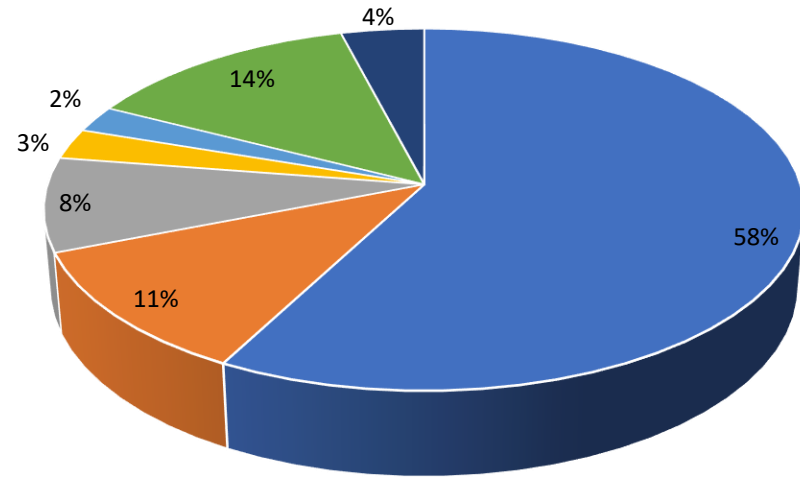
# Where we spend the money

Note 1: The spend relating to Council Housing is included within this figure. The cost of this element of the service is paid for entirely by the rents paid by tenants. The Council tax payer does not pay for this.



- Housing Services £80.83m (note1)
- Cultural Related Services £14.18m
- Environmental Services £12.24m
- Planning & Development £3.49m
- Highways, Roads & Transport £3.34m
- Central Services to Public etc £19.45m
- Other Costs £7.61m

**Total Spend 2025/26 £141.14m**



- Housing Services £81.89m (note1)
- Cultural Related Services £16.0m
- Environmental Services £11.91m
- Planning & Development £3.87m
- Highways, Roads & Transport £3.36m
- Central Services to Public etc £19.04m
- Other Costs £5.73m

**Total Spend 2024/25 £141.80m**

## Why our part of the tax has changed

	£ (million)
2024/25 Council Tax Requirement	16.08
Change in cost of services	-0.14
Changes in Treasury Management costs and interest	0.80
Changes in how we use our reserves and balances	-1.52
Gov't Grant Funding	0.02
Business Rates income	1.66
Collection Fund Surplus	-0.02
New Homes Bonus income	0.00
Enterprise Zone Income	0.00
2025/26 Council Tax Requirement	16.88