

Legend

— 40µg/m³ isopleth

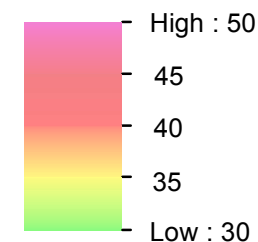
Site Proposals 2015

POLICY

- SP2
- SP3
- SP5
- SP6
- SP7
- SP8
- SP10
- SP12
- AQMA

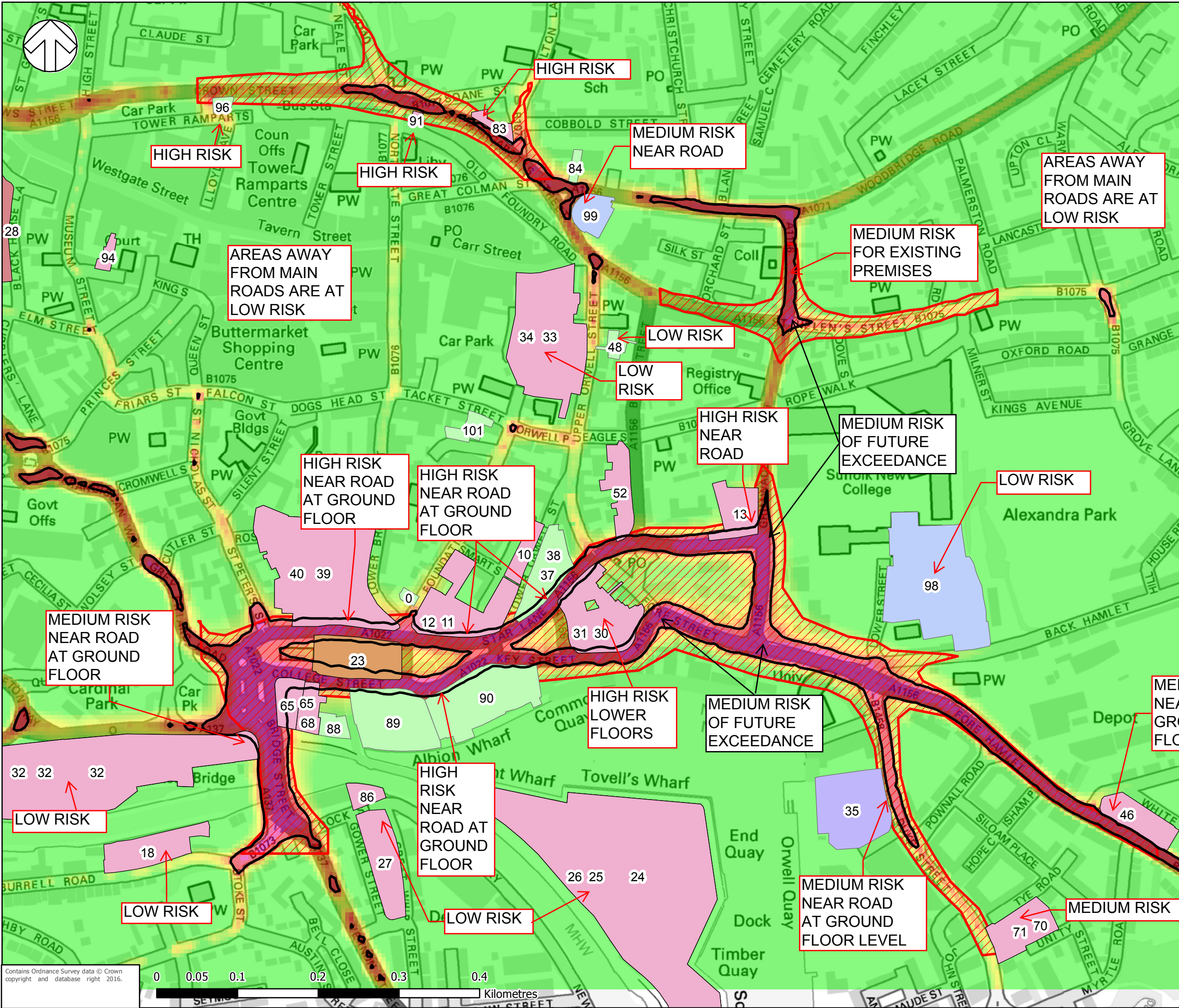
Annual mean NO₂ (µg/m³)

Value



TITLE:
Risk of future non-compliance with air quality objectives

FIGURE No:
FIGURE 3-5a



Legend

— 40µg/m³ isopleth

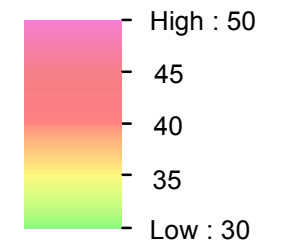
Site Proposals 2015

POLICY

- SP2
- SP3
- SP5
- SP6
- SP7
- SP8
- SP10
- SP12
- AQMA

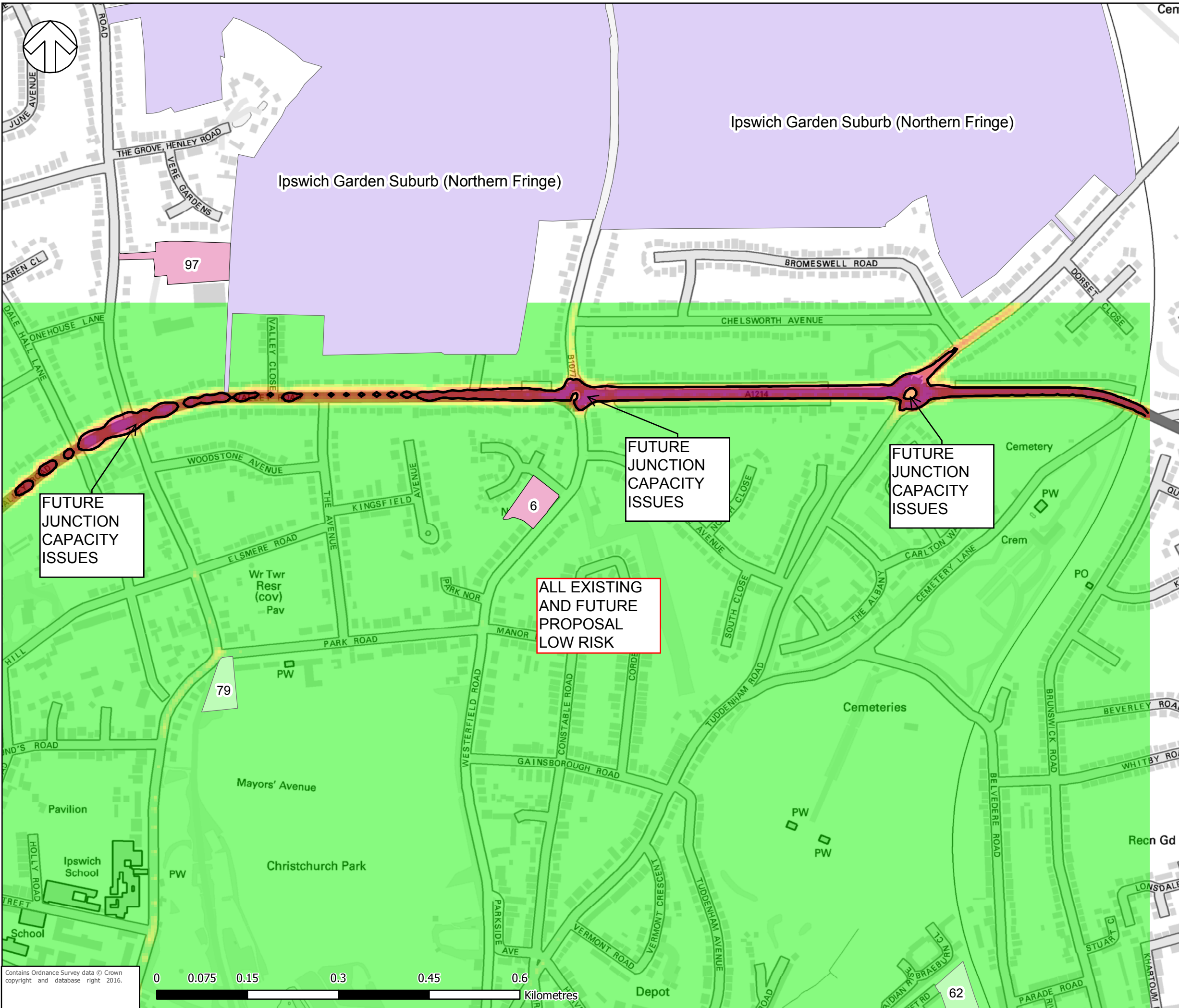
Annual mean NO₂ (µg/m³)

Value



TITLE:
Risk of future non-compliance with air quality objectives

FIGURE No:
FIGURE 3-5b



Legend

— 40µg/m³ isopleth

Site Proposals 2015

POLICY

- SP2
- SP3
- SP5
- SP6
- SP7
- SP8
- SP10
- SP12
- AQMA

Annual mean NO₂ (µg/m³)

Value

- High : 50
- 45
- 40
- 35
- Low : 30



TITLE:
Risk of future non-compliance with air quality objectives

FIGURE No:
FIGURE 3-5c