

# Enjoy an outdoor walk




## Orwell Country Park Round Walk

Opened in 1995, Orwell Country Park is a collection of locally important wildlife sites on the edge of the town. With great views of the Orwell Bridge and a fantastic array of wildlife and habitats you will always see something new when you visit Orwell Country Park.

These footpaths are designed to take you around the main parts of Orwell Country Park whilst being sensitive of its rare wildlife. Please be respectful of the farm animals at Pond Hall Farm and be aware that there are a small number of Adders at Orwell Country Park during the summer months. Between October and March at Bridge Wood please keep away from the mudflats and keep your dog on a lead along the banks of the Orwell to avoid disturbing internationally important flocks of birds.

At Braziers Meadow please keep to the designated routes and keep your dogs on a lead on the path around the perimeter of the meadow all year round. Please do not allow your dog to enter the fenced area of the meadow.

Orwell Country Park is a great place to get away from the hustle and bustle of the town and take in the fantastic wildlife Ipswich has to offer. Orwell Country Park is a wildlife haven and perfect to explore with all the family all year round.

-  Walk Start Point
-  Park Entrance
-  Approx. 7.11km - 85min

