

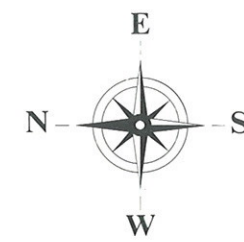


# ARCHAEOLOGY AND ANCIENT MONUMENTS

-  Area of  
Archaeological  
Importance
-  Scheduled  
Ancient  
Monuments

IPSWICH LOCAL PLAN

PLAN No. 4



0 100 200 METRES

Ipswich Borough Council