

Permit With Introductory Note



The Pollution Prevention and Control Act 1999
The Environmental Permitting (England and Wales) Regulations 2010
(as amended)

**Lafarge Tarmac Trading Ltd
Portland House
Bickenhill Lane
Solihull
West Midlands
B37 7BQ**

LAPPC Permit Ref no:
EP36/5/lb

<u>Contents</u>	
Introductory Note	2
Permit	4-7
Plans	8-10

Chronicle

Detail	Date	Comments
LAPPC deemed application	28.04.08	Duly made
Consultation permit	12.08.08	
Draft permit issued	19.08.09	
Permit issued	27.08.09	
Draft permit issued	18.05.10	
Permit issued	28.06.10	
Application for permit variation	12.03.11	Duly made
Permit issued	21.06.11	
Permit Varied	04.12.12	
Variation Notice	20.11.13	WK/201308797
Permit Issued	20.11.13	EP36/4/lb
Variation Notice	01.04.15	WK/201413240
Permit Issued	01.01.15	EP36/5/lb

Permit issued by:

Environmental Protection Services
Ipswich Borough Council
Floor 3 West
Grafton House
15-17 Russell Road
Ipswich
IP1 2DE

Telephone: 01473 433115
Fax: 01473 433062
Website: www.ipswich.gov.uk
Email: environmentalprotection@ipswich.gov.uk

INTRODUCTORY NOTE

This introductory note does not form part of the permit

The following Permit is issued under Regulation 13 of the Environmental Permitting (England and Wales) Regulations 2010, as amended, to operate a scheduled installation carrying out an activity, or activities covered by the description in section 6.3 in Part 2 to Schedule 1 of the EP regulations, to the extent authorised by the Permit.

Conditions within this Permit detail Best Available Techniques (BAT), for the management and operation of the installation, to prevent, or where that is not practicable, to reduce emissions.

In determining BAT, the Operator should pay particular attention to relevant sections of the Secretary of State's Process Guidance Note 3/01(12), and any other relevant guidance. Techniques include both the technology used and the way in which the installation is designed, built, maintained, operated and decommissioned.

Note that the Permit requires the submission of certain information to the Regulator, and in addition, the Regulator has the power to seek further information at any time under Regulation 60 of the EP Regulations provided that the request is reasonable.

Public Registers

Information relating to Permits, including the application, is available on public registers in accordance with the EP Regulations. Certain information may be withheld from the public registers where it is commercially confidential, or if it is in the interest of national security to do so.

Variations to the Permit

The Regulator may vary the permit in the future, by serving a variation notice on the Operator. Should the Operator want any of the conditions of the Permit to be changed, a formal application must be submitted to the Regulator (the relevant forms are available from the Regulator). The Status Log that forms part of this introductory note will include summary details of this Permit, variations issued up to that point in time and state whether a consolidated version of the Permit has been issued.

Transfer of the Permit or Part of the Permit

Before the Permit can be wholly or partially transferred to another Operator, an application to transfer the Permit has to be made jointly by the existing and proposed Operators. A transfer will not be approved if the Regulator is not satisfied that the proposed Permit holder will be the person having control over the operation of the installation, or will not comply with the conditions of the transferred Permit. In addition, if the Permit authorises the Operator to carry out a specified waste management activity, the transfer will not be approved if the Regulator does not consider the proposed Permit holder to be a 'fit and proper person' as required by the EP Regulations.

Surrender of the Permit

Where an operator intends to cease the operation of an installation (in whole or in part) the Regulator should be informed in writing. Such notification must include the information specified in Regulation 24(3) of the EP Regulations.

Responsibility under Workplace Health and Safety Legislation

The permit is given in relation to the requirements of the EP Regulations. It must not be taken to replace any responsibilities an Operator may have under the workplace health and safety legislation.

Appeal Against Permit Conditions

Any person who is aggrieved by the conditions attached to a Permit can appeal to the Secretary of State for Environment, Food & Rural Affairs. Appeals must be received by the Secretary of State no later than 6 months from the date of the decision (20/11/13).

Appeals relating to installations in England should be received by the Secretary of State for Environment, Food & Rural Affairs. The address is as follows:

The Planning Inspectorate, Environmental Appeals Administration, Room 4/19 – Eagle Wing, Temple Quay House, 2 The Square, Temple Quay, Bristol, BS1 PN

The appeal must be in the form of a written notice or letter stating that the person wishes to appeal and listing the condition(s) which is/are being appealed against. The following five items must be included:

- a) A statement of the grounds of appeal;
- b) A copy of any relevant application;
- c) A copy of any relevant Permit;
- d) A copy of any relevant correspondence between the person making the appeal and the Council;
- e) A statement indicating whether the appellant wishes the appeal to be dealt with
 - by a hearing attended by both parties and conducted by an inspector appointed by the Secretary of State; or
 - by both parties sending the Secretary of State written statements of their case (and having the opportunity to comment upon one another's statements).

At the same time, the notice of appeal and documents (a) and (e) must be sent to the Council, and the person making the appeal should inform the appropriate Secretary of State that this had been done.

- An appeal will not suspend the effect of the conditions appealed against; the conditions must still be complied with.
- In determining an appeal against one or more conditions, the Act allows the Secretary of State in addition to quash any of the other conditions not subject to the appeal and to direct the local authority to either vary any of these conditions or to add new conditions.

Copyright of any maps if provided with this Permit

Any Ordnance Survey mapping included if within this publication is provided by Ipswich Borough Council, under licence from the Ordnance Survey in order to fulfil its public function to provide information regarding environmental searches, site notices or authorisations for prescribed processes. Persons viewing this mapping should contact Ordnance Survey copyright for advice where they wish to licence Ordnance Survey mapping for their own use.

Talking to us

Please quote the Permit Number if you contact the Regulator about this permit. To give a notification, the Operator should telephone 01473 433039 or 01473 435671) or any other number notified in writing by the Regulator for that purpose.

~ End of Introductory Note~

IPSWICH BOROUGH COUNCIL

**POLLUTION PREVENTION AND CONTROL ACT 1999 Environmental Permitting
(England and Wales) Regulations 2010 (as amended)**

Permit Ref No. EP36/5/lb

Name and address of person (A) authorised to operate the installation ('the operator')

Euromix Concrete, Unit 1, Boreham Industrial Estate, Waltham Road, Boreham, Chelmsford,
Essex, CM3 3AQ.

Registered number and office of company

Lafarge Tarmac Trading Ltd, Portland House, Bickenhill Lane, Solihull, West Midlands, B37 7BQ

Address of permitted installation (B)

Euromix Concrete Ltd, 2 Arkwright Road, Hadleigh Road Industrial Estate, Ipswich, Suffolk, IP2 0UB.

Signature:



Ben Hunter
Principle Environmental Health Officer
The Authorised Officer for this purpose

Date: 2nd April 2015.

Permit issued by:

Environmental Protection Services
Floor 3W
Ipswich Borough Council
Gráfton House
15-17 Russell Road
Ipswich
IP1 2DE

Telephone: 01473 433039
Fax: 01473 433062
Website: www.ipswich.gov.uk
Email: environmentalprotection@ipswich.gov.uk

The installation boundary and key items of equipment mentioned in permit conditions are shown in the plans attached to this permit.

Activity description

The process involves the blending of coarse aggregate, fine aggregate and cementitious material with water in order to manufacture ready mixed concrete. This involves the delivery, storage, transfer, mixing and loading of aggregates and cementitious material on site.

Ready Mixed Concrete

Wet concrete is produced by mixing carefully controlled amounts of Portland cement or other cementitious materials, with coarse and fine aggregates[sand, crushed stone or gravel] and water.

Bulk Powdered Material Transfer

Cement and other powdered cementitious materials are delivered by road in bulk tankers. The material are transferred through a closed system of heavy duty hoses to 3 silos, using compressed air as a carrier medium. Silos are vented to allow air to escape through filters. There are 6 Thermal Bonded Polyester filters in each silo in a galvanised box. The clean air emissions that these filter units achieve are approximately 10mg/m³ [info from supplier].

The operator (A) is authorised to operate the activity at the installation (B) subject to the following conditions.

Conditions

Emissions and monitoring

1. No visible particulate matter shall be emitted beyond the installation boundary.
2. The emission requirements and methods and frequency of monitoring set out in Table 1 shall be complied with. Sampling shall be representative

Any monitoring display required for compliance with the permit shall be visible to operating staff at all times. Corrective action shall be taken immediately if any periodic monitoring result exceeds a limit in Table 1, or if there is a malfunction or breakdown of any equipment which might increase emissions. Monitoring shall be undertaken or repeated as soon as possible thereafter and a brief record shall be kept of the main actions taken.

Table 1 – Emission limits , monitoring and related provisions

Substance	Source	Emission Limits/Provisions	Type of Monitoring	Monitoring Frequency
Particulate Matter	Whole Process	No visible airborne emission to cross the site boundary where harm or nuisance may be caused	Operator observations	Daily
	Silo inlets and outlets [for silos new since 2004]	Designed to emit less than 10mg/m ³	Operator observations	At time of delivery
Particulate matter	Silo inlets and outlets	No visible emissions	Operator observations	At time of delivery
Droplets, persistent mist	All emissions to air (except	No droplets, no persistent mist, no persistent fume.	Visual observations	On start-up and on at least

and fume	steam and condensed water vapour			two more occasions during the working day
Notes: a) The reference conditions for limits in Table 1 are: 273.1K, 101.3kPa, without correction for water vapour content, unless stated otherwise. b) All periodic monitoring shall be representative, and shall use standard methods. c) The emission limits do not apply during start-up and shut down. All emissions shall be kept to a minimum during these periods.				
Only emissions to atmosphere are required to comply with the emission limits within this table				

- All plant and equipment capable of causing, or preventing, emissions and all monitoring devices shall be calibrated and maintained in accordance with the manufacturer's instructions. Records shall be kept of such maintenance.

Silos

- Bulk cement shall only be stored within the bulk cement silos.
- Dust emissions from loading or unloading road tankers shall be minimised by back-venting to a delivery tanker fitted with an on-board, truck-mounted relief valve and filtration system and by connecting transfer lines first to the delivery inlet point and then to the tanker discharge point, and by ensuring delivery is at a rate which does not pressurise the silo.
- Silos and bulk containers of dusty materials shall not be overfilled and there shall be an overfilling alarm.
- When loading silos which were new after Jun 2004, deliveries must automatically stop where overfilling or over-pressurisation is identified.
- Displaced air from pneumatic transfer shall pass through abatement plant prior to emission to air.

Aggregates delivery and storage

- Dusty materials (including dusty wastes) shall only be stored in walled storage bays as detailed on the plan attached to this permit and shall be subject to suppression and management techniques to minimise dust emissions.

Belt conveying

- All dusty materials, including wastes, shall be conveyed using the conveyor, which shall have an adequate level of enclosure to prevent wind whipping. All transfer points shall be fitted with enclosures to minimise dust emissions.

Loading, unloading and transport

- No potentially dusty materials (including wastes) or finished products shall arrive on or leave the site other than by use of vehicles with pressure relief and filtration systems.

Roadways and transportation

- All areas where there is regular movement of vehicles shall have a consolidated surface capable of being cleaned, and these surfaces shall be kept clean and in good repair.
- Vehicles shall not track material from the site onto the highway.

Techniques to control fugitive emissions

14. The fabric of process buildings shall be maintained so as to minimise visible dust emissions.

Records and training

15. Written or computer records of all tests and monitoring shall be kept by the operator for at least 24 months. They and a copy of all manufacturers' instructions referred to in this permit shall be made available for examination by the Council. Records shall be kept of operator inspections, including those for visible emissions.

16. Staff at all levels shall receive the necessary training and instruction to enable them to comply with the conditions of this permit. Records shall be kept of relevant training undertaken.

Best available techniques

17. The best available techniques shall be used to prevent or, where that is not practicable, reduce emissions from the installation in relation to any aspect of the operation of the installation which is not regulated by any other condition of this permit.

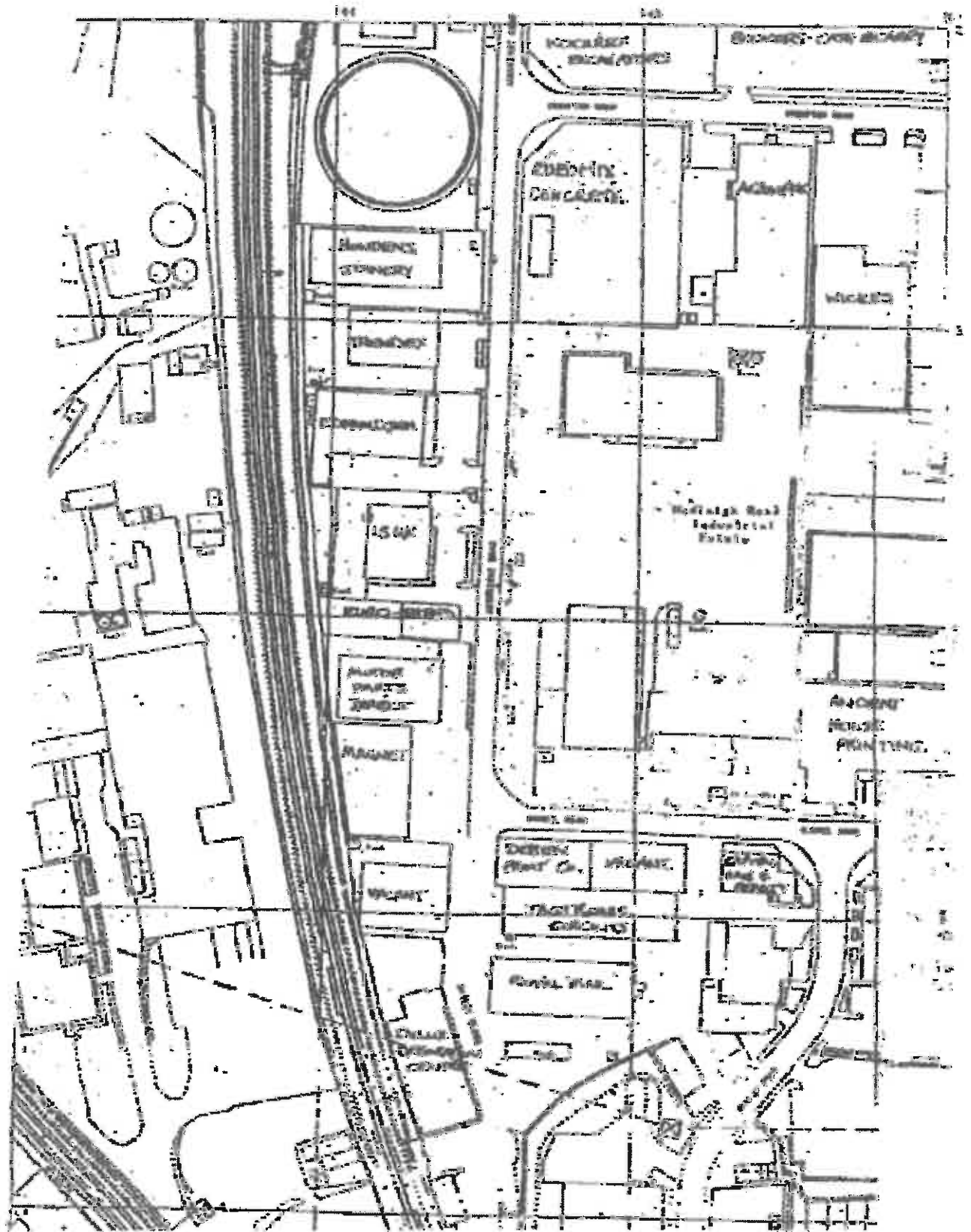
18. If the operator proposes to make a change in operation of the installation, he must, at least 14 days before making the change, notify the regulator in writing. The notification must contain a description of the proposed change in operation. It is not necessary to make such a notification if an application to vary this permit has been made and the application contains a description of the proposed change. In this condition 'change in operation' means a change in the nature or functioning, or an extension, of the installation, which may have consequences for the environment.

Right to Appeal

You have the right of appeal against this permit within 6 months of the date of the decision. The Council can tell you how to appeal. You will normally be expected to pay your own expenses during an appeal. You will be liable for prosecution if you fail to comply with the conditions of this permit. If found guilty, the maximum penalty for each offence if prosecuted in a Magistrates Court is £50,000 and/or 6 months imprisonment. In a Crown Court it is an unlimited fine and/or 5 years imprisonment. Our enforcement of your permit will be in accordance with the Regulators' Compliance Code.

FINANCE SURVEY


DATE: 11/25/00
BY: [illegible]



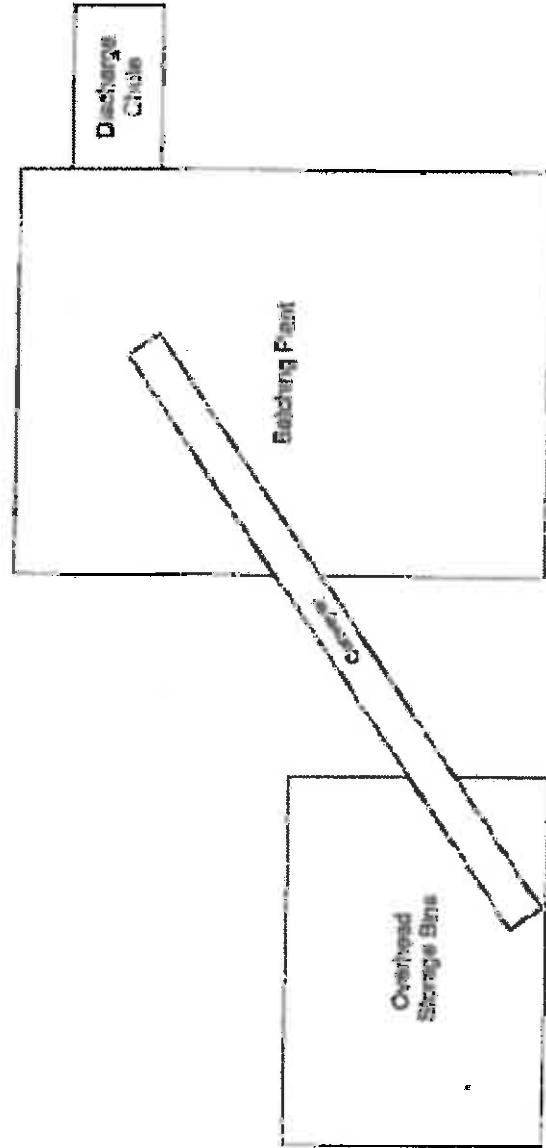
Euornix Concrete Limited

Ipswich Aggregate Flow Chart

1 - 4 Ground Storage Bays



1. Coarse aggregate is transferred by loading shovel from ground storage bays to overhead bins
2. Coarse aggregate is fed on enclosed conveyor to batching plant
3. Coarse aggregate is added to cement and water into enclosed mixer, mixed and discharged into truck mixer



Euromix Concrete Limited

Ipswich Cement Flow Chart

1. Cement is delivered by road tanker and discharged into cement silos via flexible hoses.
2. Cement is transferred by enclosed screw to mixer plant when required.
3. Cement, coarse aggregate and water is then transferred into enrichment plant, mixed and discharged into truck mixer via discharge chute.

