

2021/22



Where your Council Tax goes

In 2021/22 people who live in Ipswich will pay £77.26 million in Council Tax.

This money goes to the following:

- Suffolk County Council gets £53.66 million (69% of the total).
- Suffolk Police & Crime Commissioner gets £9.13 million (12% of the total).
- Ipswich Borough Council gets £14.47 million (19% of the total).

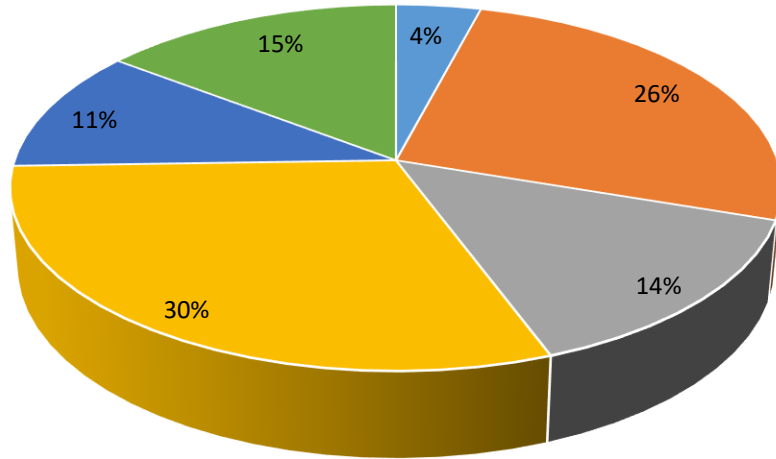
These authorities also get money from the Government, from fees and charges and from Business Rates to pay for the services they provide. Business Rates are collected locally, with an element being retained by the authorities and the balance paid over to the Government.

The Borough Council collects the money on behalf of all the authorities.

What you pay for services

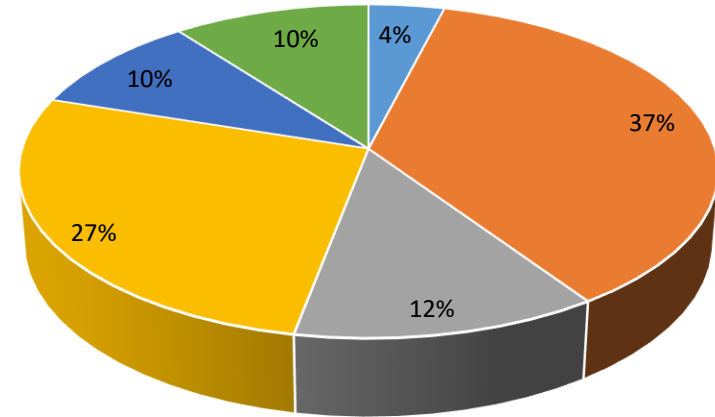
Band	Suffolk County Council	Police and Crime Commissioner	Ipswich Borough Council	Total	
	This year	This year	This year	This year	Each week
A	931.44	158.46	251.16	1,341.06	25.72
B	1,086.68	184.87	293.02	1,564.57	30.01
C	1,241.92	211.28	334.88	1,788.08	34.29
D	1,397.16	237.69	376.74	2,011.59	38.58
E	1,707.64	290.51	460.46	2,458.61	47.15
F	2,018.12	343.33	544.18	2,905.63	55.72
G	2,328.60	396.15	627.90	3,352.65	64.30
H	2,794.32	475.38	753.48	4,023.18	77.16

Where the money comes from



- Settlement Funding Assessment £5.46m
- Other Government Grants £34.75m
- Fees & Charges (incl Sales) £18.86m
- Rents £40.21m
- Council Tax Demand £14.47m
- Other Income (incl Interest, Use of Balances etc) £19.49m

Total Receipts 2021-22 £149.33m

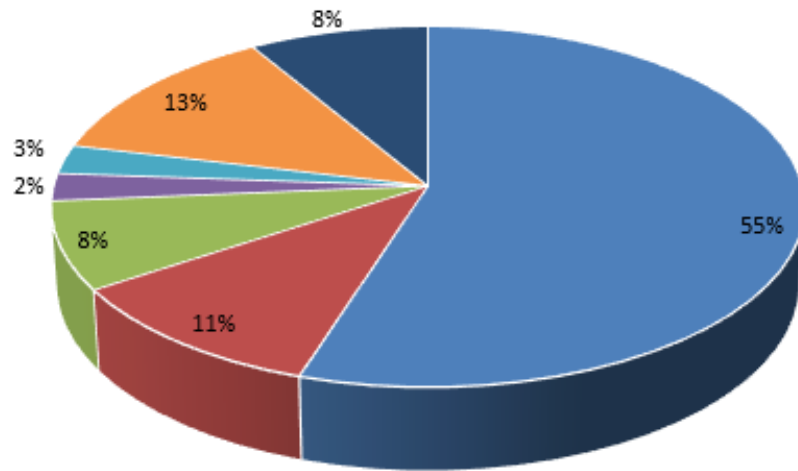


- Settlement Funding Assessment £5.95m
- Other Government Grants £54.53m
- Fees & Charges (incl Sales) £18.65m
- Rents £40.36m
- Council Tax Demand £14.35m
- Other Income (incl Interest, Use of Balances etc) £15.49m

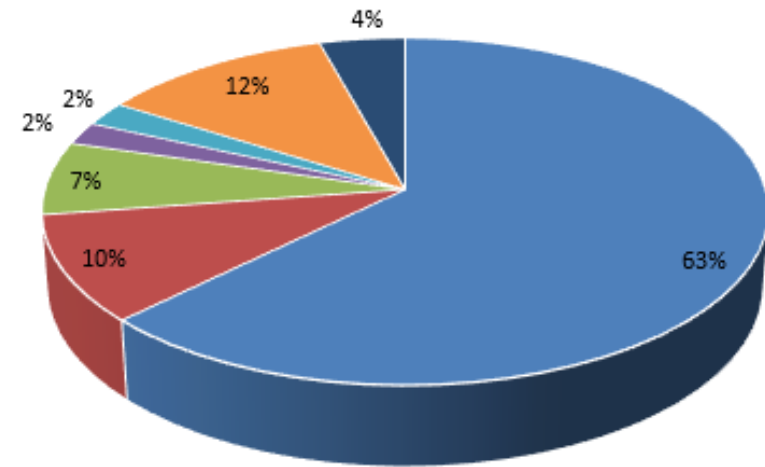
Total Receipts 2020/21 £149.33m

Where we spend the money

Note 1: The spend relating to Council Housing is included within this figure. The cost of this element of the service is paid for entirely by the rents paid by tenants. The Council tax payer does not pay for this.



- Housing Services £73.21m (note1)
- Cultural Related Services £14.41m
- Environmental Services £10.53m
- Planning & Development £3.27m
- Highways, Roads & Transport £3.47m
- Central Services to Public etc £16.89m
- Other Costs £11.46m



- Housing Services £93.62m (note1)
- Cultural Related Services £14.90m
- Environmental Services £10.21m
- Planning & Development £3.18m
- Highways, Roads & Transport £3.39m
- Central Services to Public etc £17.60m
- Other Costs £6.43m

Total Spend 2021-22 £133.24m

Total Spend 2020/21 £149.33m

Why our part of the tax has changed

	£ (million)
2020/21 Council Tax Requirement	14.35
Change in cost of services	4.523
Changes in Treasury Management costs and interest	-1.611
Changes in how we use our reserves and balances	-2.322
Gov't Grant Funding	-1.615
Business Rates income	0.492
Collection Fund Surplus	0.284
New Homes Bonus income	0.369
Enterprise Zone Income	0.000
2021/22 Council Tax Requirement	14.47