

# Enjoy an outdoor walk





## Stonelodge Park Walking Route

Stonelodge Park is a fantastic local park with a large duck pond, play area and plenty of green areas for picnics and play.

These walks aim to show you the best features of the park, please be advised that the natural paths may have wet, steep or have uneven terrain. In the wooded wildlife area to the South of the park, please keep your dog on a lead and keep to the designated paths to avoid disturbing wildlife.

Keep your eyes peeled in the wet woodland for woodpeckers and fungi and on the pond, you may be lucky enough to see ducklings in the summer.



-  Walk Start Point
-  Park Entrance
-  Approx. 0.6km - 7min
-  Perimeter Walk Approx. 0.7km - 8min